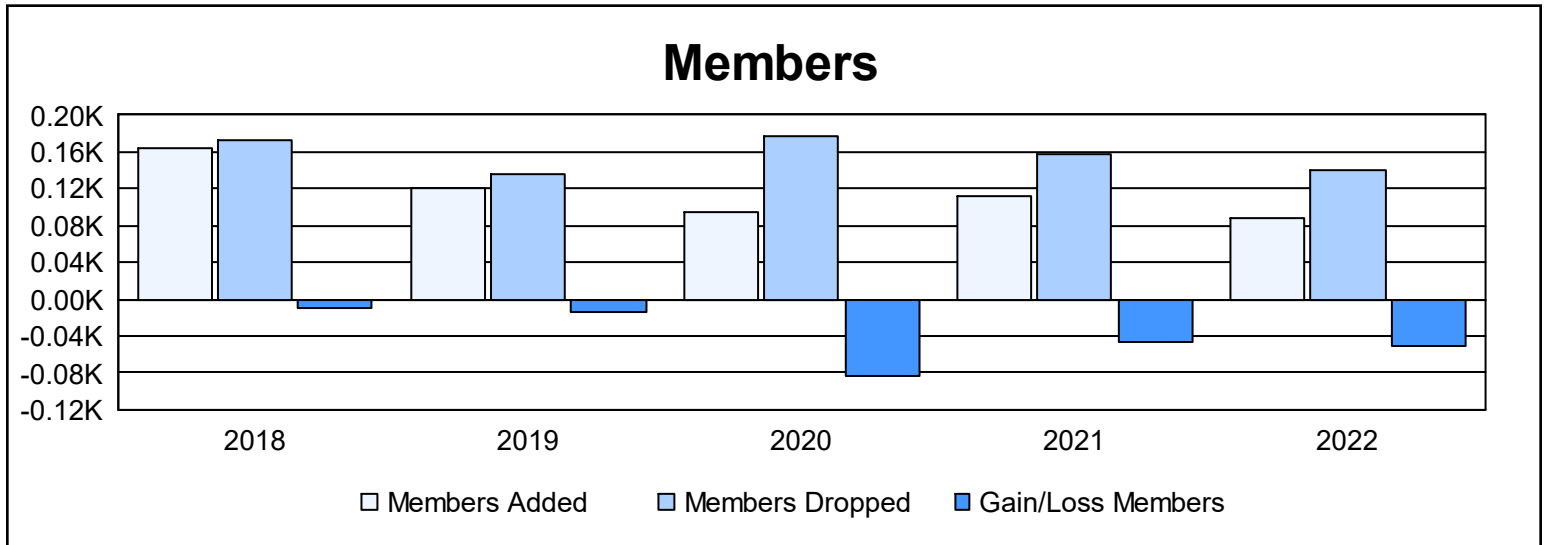
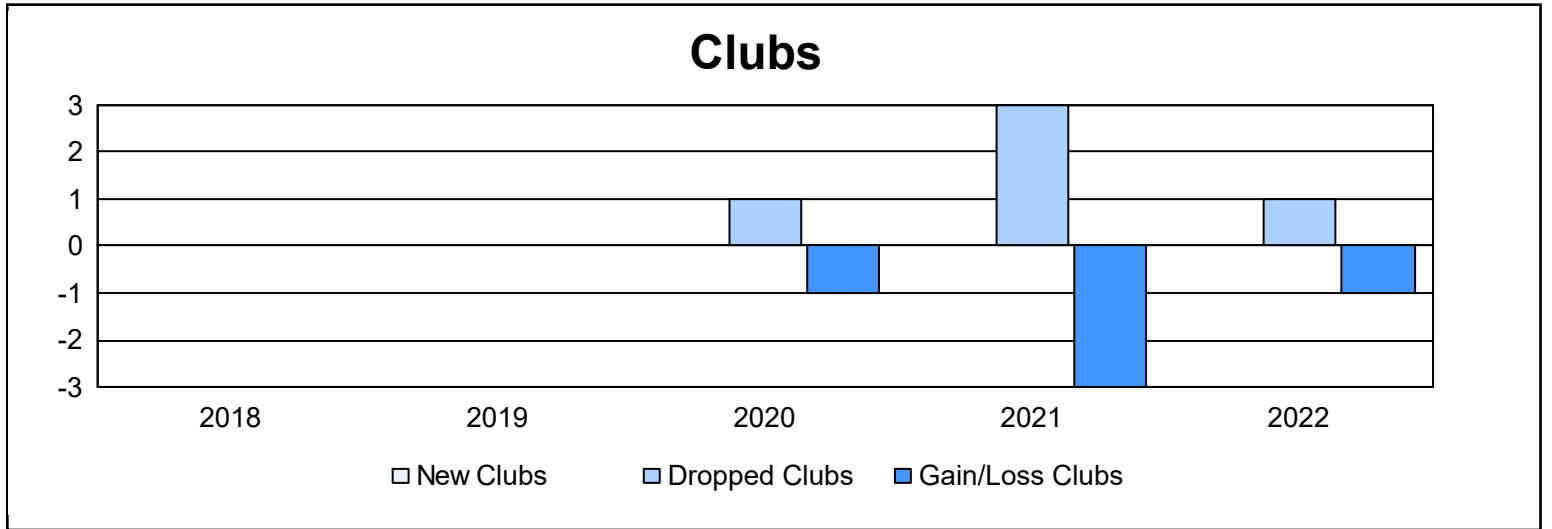
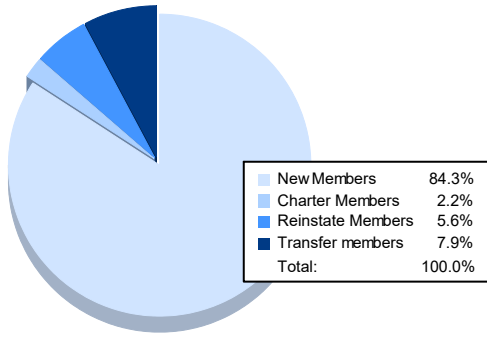


| Year | New Clubs | Dropped Clubs | Gain/ Loss Clubs | New Members | Charter Members | Reinstate Members | Transfer Members | Total Member Added | Total Members Dropped | Gain/ Loss Members |
|----------------|-----------|---------------|------------------|-------------|-----------------|-------------------|------------------|--------------------|-----------------------|--------------------|
| 2017-2018 | 0 | 0 | 0 | 145 | 3 | 9 | 6 | 163 | 173 | -10 |
| 2018-2019 | 0 | 0 | 0 | 99 | 2 | 10 | 9 | 120 | 135 | -15 |
| 2019-2020 | 0 | 1 | -1 | 69 | 5 | 7 | 13 | 94 | 178 | -84 |
| 2020-2021 | 0 | 3 | -3 | 96 | 3 | 4 | 8 | 111 | 157 | -46 |
| 2021-2022 | 0 | 1 | -1 | 75 | 2 | 5 | 7 | 89 | 140 | -51 |
| Average | 0 | 1 | -1 | 97 | 3 | 7 | 9 | 115 | 157 | -41 |



Membership Composition June 2022 Cumulative



Gender Composition June 2022 Cumulative

